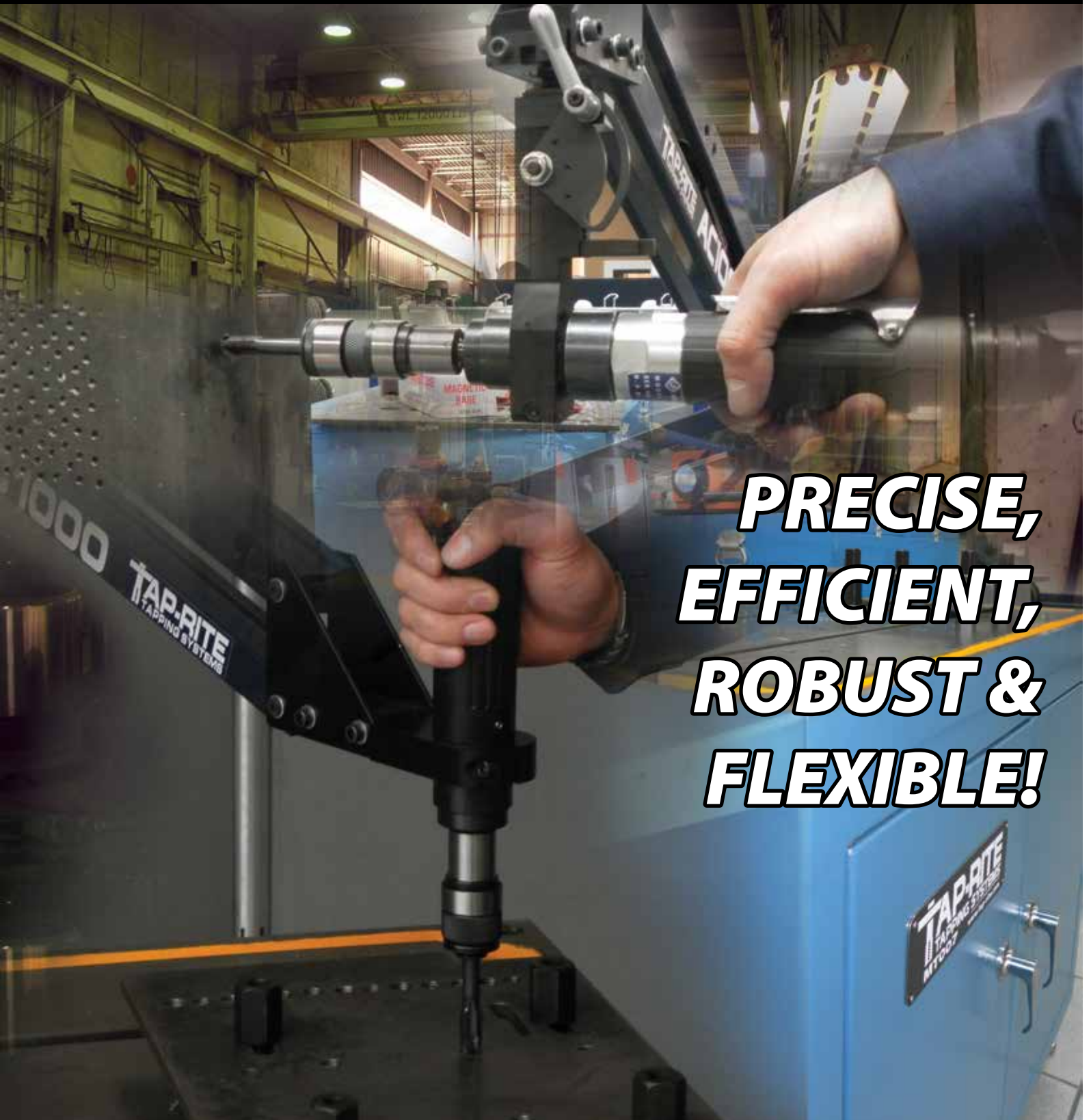


TAP-RITE

TAPPING SYSTEMS

**COMPLETE SYSTEMS
ARTICULATING ARMS
TAPPERS & MORE!**



***PRECISE,
EFFICIENT,
ROBUST &
FLEXIBLE!***

www.tap-rite.com

TAP-RITE TAPPING SYSTEMS

The Most Convenient & Efficient Option For Tapping!
Our Complete Tapping System Includes Everything You See Here!

Tapping Motor

Various capacities available to suit your shop needs – Allows for quick & easy tapping of blind or through hole applications

Air Line Exhaust Hose

Adds noise reduction & pipes away air exhaust from operator

Tool Holder

Keeps tapping motor secure, stable, and perpendicular to the work piece – Available in Rigid and Universal types to suit your needs!

Tap Chuck

Every Complete System & Tapping Motor includes a Bilz type tap chuck – Collets & taps sold separately

Articulating Arm

Allows for 360° of mobility, completely removes tool reaction, and ensures tool is always perpendicular to the work piece your tapping

FRL Unit

Filter, Regulator & Lubricator for your air line to ensure your tapping motor runs smoothly & efficiently

Tool Mounting Post

Allows for quick & easy mounting to benches, or tables – Add on a Mag Base or Vac-Pad base for the ultimate portable tapping system

Other Options & Accessories Also Available!

www.tap-rite.com

TAP-RITE TAPPING SYSTEMS

Complete Tapping Systems

Our most popular sellers! A complete package includes articulating arm, tapping motor, FRL, tap chuck, tool holder and air line exhaust kit. Ideal for tapping & assembly applications as well as chamfering, countersinking, drilling, reaming, deburring and more!

- Produce high quality threads
- Tap blind and through holes
- Reduce tap breakage
- Use conventional or roll taps
- Free up your CNC machine
- Engineered to absorb all torque reaction thereby reducing the potential for injury to the worker
- Minimal assembly required
- Tapping arm c/w standard tool post for mounting
- Bilz system tapping chuck installed
- Tap collets sold separately



TRS1050-U875



TRS1000-R250

Tapping Capacity				Package Includes					
	Model No.	Order No.	Reach in. (mm)	Tapping Arm	Tapper Motor	Tapping Chuck	F.R.L. Unit	Tool Holder	Air Line & Exhaust Kit
1/4" (6mm)	TRS1000-R250	262498	4 - 39 (102 - 991)	AC1000	PT1400(BT1-B12)-SR	BT1-B12 System 1	TR300H	ACTHR-41.6 Rigid	AC1000-AEK
	TRS1500-R250	262504	12 - 78 (300 - 1,981)	AC1500	PT1400(BT1-B12)-SR	BT1-B12 System 1	TR300H	ACTHR-41.6 Rigid	AC1500-AEK
	TRS1000-U250	262501	4 - 39 (102 - 991)	AC1000	PT1400(BT1-B12)-SR	BT1-B12 System 1	TR300H	ACTHR-41.6 Universal	AC1000-AEK
	TRS1500-U250	262507	12 - 78 (300 - 1,981)	AC1500	PT1400(BT1-B12)-SR	BT1-B12 System 1	TR300H	ACTHR-41.6 Universal	AC1500-AEK
3/8" (10mm)	TRS1000-R375	262497	4 - 39 (102 - 991)	AC1000	TR700S	BT1-B12 System 1	TR300H	ACTHR-41.6 Rigid	TRAEK1000
	TRS1500-R375	262503	12 - 78 (300 - 1,981)	AC1500	TR700S	BT1-B12 System 1	TR300H	ACTHR-41.6 Rigid	TRAEK1500
	TRS1000-U375	262500	4 - 39 (102 - 991)	AC1000	TR700S	BT1-B12 System 1	TR300H	ACTHR-41.6 Universal	TRAEK1000
	TRS1500-U375	262506	12 - 78 (300 - 1,981)	AC1500	TR700S	BT1-B12 System 1	TR300H	ACTHR-41.6 Universal	TRAEK1500
1/2" (12mm)	TRS1000-R500	262496	4 - 39 (102 - 991)	AC1000	TR400S	BT1-B12 System 1	TR300H	ACTHR-41.6 Rigid	TRAEK1000
	TRS1500-R500	262502	12 - 78 (300 - 1,981)	AC1500	TR400S	BT1-B12 System 1	TR300H	ACTHR-41.6 Rigid	TRAEK1500
	TRS1000-U500	262499	4 - 39 (102 - 991)	AC1000	TR400S	BT1-B12 System 1	TR300H	ACTHR-41.6 Universal	TRAEK1000
	TRS1500-U500	262505	12 - 78 (300 - 1,981)	AC1500	TR400S	BT1-B12 System 1	TR300H	ACTHR-41.6 Universal	TRAEK1500
7/8" (22mm)	TRS1050-R875	262508	5 - 41 (127 - 1,041)	AC1050HD	TR90250	BT2-B18 System 2	TR300H	ACTHR-57HDL Rigid	AC1050HD-AEK
	TRS2000-R875	262510	12 - 88 (305 - 2,235)	AC2000HD	TR90250	BT2-B18 System 2	TR300H	ACTHR-57HDL Rigid	AC2000-AEK
	TRS1050-U875	262509	5 - 41 (127 - 1,041)	AC1050HD	TR90250	BT2-B18 System 2	TR300H	ACTHR-57HDL Universal	AC1050HD-AEK
	TRS2000-U875	262511	12 - 88 (305 - 2,235)	AC2000HD	TR90250	BT2-B18 System 2	TR300H	ACTHR-57HDL Universal	AC2000-AEK

TAP-RITE TAPPING SYSTEMS

Articulating Arms

Ideal for tapping & assembly applications as well as chamfering, countersinking, drilling, reaming, deburring and more!

- Absorbs all torque reaction in tapping and assembly operations
- Available with rigid tool holder or universal tool holders which allows 90° of adjustment
- In assembly applications Tap-Rite arms eliminate all torque reaction and tool weight also helps eliminate stripped or cross threads
- Increase your efficiency & productivity by freeing up your CNC from time consuming tapping operations
- When used with air or electric tappers, Tap-Rite tapping arms produce high quality threads in blind or through hole applications, eliminates all torque reaction, reduce tap breakage



Model No.	Order No.	Max. Torque ft.lb (Nm)	Reach in. (mm)	Max. Tool Weight lb (kg)	Compatible Tapping Motors
AC1000	133666	32.5 (44)	4 - 39 (102 - 991)	7.5 (3.4)	PT1400, TR400S, TR700S
AC1050HD	134465	80 (108)	5 - 41 (127 - 1,041)	10 (4.5)	TR90250
AC1500	135514	32.5 (44)	12 - 78 (300 - 1,981)	6.5 (3)	PT1400, TR400S, TR700S
AC2000HD	133515	80 (108)	12 - 88 (305 - 2,235)	13 (6)	TR90250

TAP-RITE TAPPING SYSTEMS

Tapping Motors

Tap-Rite Series tappers are designed and manufactured for a wide range of production tapping applications.

- Comfort grip
- Flush grease fitting
- Lever-Start requires lever only to be depressed for right-hand (clockwise) direction - For left-hand (counter-clockwise) direction, reverse button must be depressed
- Optional exhaust hose available for quiet operation
- Rear exhaust
- Supplied with Bilz type tap chuck



PT1400(BT1-B12)-SR



TR700S/TR400S



TR90250

Model No.	Order No.	Max. Torque ft.lb (Nm)	Tapping Capacity in. (mm)	Free Speed rpm	Length in. (mm)	Hose Size in. (mm)	Weight lbs (kgs)	Air Cons. cfm (cmm)	Noise Level dB(A)	Air Inlet (NPT)	Body Clamping Dia. (mm)
TR700S	243858	20 (27)	3/8 (10)	700	12 (305)	3/8 (9.5)	3.15 (1.43)	4 (0.11)	82	1/4	41.6
PT1400(BT1-B12)-SR	172286	9.6 (13)	5/16 (8)	1,400	10.3/4 (273)	3/8 (9.5)	3.3 (1.5)	18 (0.5)	70	1/4	41.6
TR400S	243857	25.8 (35)	1/2 (12)	400	12 (305)	3/8 (9.5)	3.15 (1.43)	4 (0.11)	82	1/4	41.6
TR90250	243859	177 (240)	7/8 (22)	90/250	16.1/4 (412)	3/8 (9.5)	8.4 (3.82)	18 (0.5)	90	1/4	57

Pro-Tappers – Pistol Style (from Wespro Power Tools)

Pro-Tapper Series tappers are designed and manufactured for a wide range of production tapping applications.

- Unique rocker trigger allows for comfortable and fluid two finger operation
- Comfort grip
- Flush grease fitting
- Handle exhaust with silencer for quiet operation
- Supplied with Bilz type system 1 tap chuck
- Tap collets sold separately




Model No.	Order No.	Max. Torque ft.lb (Nm)	Tapping Capacity in. (mm)	Free Speed rpm	Length in. (mm)	Hose Size in. (mm)	Weight lbs (kgs)	Air Cons. cfm (cmm)	Noise Level dB(A)	Air Inlet (NPT)	Vibration Level m/s ²
TR700P	249790	20 (27)	3/8 (10)	700	9.25 (235)	3/8 (9.5)	2.80 (1.27)	4 (0.11)	87	1/4	<2.0
TR400P	249789	25.8 (35)	1/2 (12)	400	9.25 (235)	3/8 (9.5)	2.80 (1.27)	4 (0.11)	87	1/4	<2.0

TAP-RITE TAPPING SYSTEMS

Universal Tool Holder

Allows 90° of adjustment. Accepts tools with a maximum outside diameter of up to 57mm.



Model No.	Order No.	Bore Dia. in. (mm)	Compatible With
ACTHU-1.1/2	133558	1.1/2 (31.8)	N/A*
ACTHU-39	135517	39mm	TR400S, TR700S
ACTHU-41.6	133557	41.6mm	TR400S, TR700S & PT1400
ACTHU-44	135553	44mm	N/A*
ACTHU-45	133559	45mm	N/A*
ACTHU-57HD	137783	57mm	PT90250, PT160500 & TR90250

*For Use with Other Tools, Depending on Tool Bore Dia.

Rigid Tool Holder

Accepts tools with a maximum outside diameter of up to 57mm.



Model No.	Order No.	Bore Dia. in. (mm)	Compatible With
ACTHR-1.1/2	135171	1.1/2 (38.1)	N/A*
ACTHR-39	135173	1.54 (39)	TR400S, TR700S
ACTHR-41.6	133553	1.64 (41.6)	TR400S, TR700S & PT1400
ACTHR-45	135174	1.77 (45)	N/A*
ACTHR-57HDL	159416	2.24 (57)	PT90250, PT160500 & TR90250

*For Use with Other Tools, Depending on Tool Bore Dia.

Tap Chucks

Accepts all System 1 or 2 Bilz style collets, positive drive & torque adjustable. Simple design allows for change of tap sizes within seconds.



Model No.	Order No.	Capacity in. (mm)	Mount	System
BT1-01	132764	1/2	1JT	System 1 Bilz type
BT1-02	162640	1/2	2JT	System 1 Bilz type
BT1-B12	132892	1/2	B12	System 1 Bilz type
BT2-B18	145707	7/8	B18	System 2 Bilz type
BT3-B18	160942	13/16 to 1.3/8	B18	System 3 Bilz type

Tap Chuck Adapters



Drill Chuck Adapter



Reducing Adapter

Model No.	Order No.	Description
BT1-JT2	146427	Drill Chuck Adaptor - Bilz System 1 to Jacobs Taper 2
BT1-JT6	146428	Drill Chuck Adaptor - Bilz System 1 to Jacobs Taper 6
BT2-JT6	163098	Drill Chuck Adaptor - Bilz System 2 to Jacobs Taper 6
BT2-BT1	136153	Bilz System Reducing Adaptor - Bilz System 2 to Bilz System 1
BT3-BT2	170848	Bilz System Reducing Adaptor - Bilz System 3 to Bilz System 2

TAP-RITE TAPPING SYSTEMS

Tap Collets – Bilz Type Positive Drive

Ideal for through hole applications.



Mount	Model No.	Order No.	Type	Capacity
System 1	BT-P(#0-#6)	148425	Rigid	#0 - #6
	BT-P(#8)	148426	Rigid	#8
	BT-P(#10)	148427	Rigid	#10
	BT-P(#12)	205283	Rigid	#12
	BT-P(1/4)	137586	Rigid	1/4
	BT-P(5/16)	137587	Rigid	5/16
	BT-P(3/8)	148428	Rigid	3/8
	BT-P(1/2)	148429	Rigid	1/2
System 2	BT-2P(5/16)	148420	Rigid	5/16
	BT-2P(3/8)	137588	Rigid	3/8
	BT-2P(1/2)	137589	Rigid	1/2
	BT-2P(9/16)	229088	Rigid	9/16
	BT-2P(5/8)	148432	Rigid	5/8
	BT-2P(3/4)	135525	Rigid	3/4
	BT-2P(7/8)	135558	Rigid	7/8
	BT-2P(1/4)NPT	148434	Rigid	1/4
	BT-2P(3/8)NPT	148435	Rigid	3/8
	BT-2P(1/2)NPT	148436	Rigid	1/2

Torque Adjustable

Unique, adjustable integral clutch system prevents tap breakage. Ideal for blind hole/bottoming applications.



Mount	Model No.	Order No.	Type	Capacity
System 1	BT-C(#0-#6)	134447	Clutch	#0 - #6
	BT-C(#8)	132897	Clutch	#8
	BT-C(#10)	132898	Clutch	#10
	BT-C(#12)	180156	Clutch	#12
	BT-C(1/4)	132899	Clutch	1/4
	BT-C(5/16)	132900	Clutch	5/16
	BT-C(3/8)	132901	Clutch	3/8
	BT-C(7/16)	134583	Clutch	7/16
	BT-C(1/2)	134448	Clutch	1/2
	BT-C(9/16)	257716	Clutch	9/16
	BT-C(1/8)NPT	137578	Clutch	1/8
	System 2	BT-2C(5/16)	239161	Clutch
BT-2C(3/8)		263415	Clutch	3/8
BT-2C(7/16)		263417	Clutch	7/16
BT-2C(1/2)		263416	Clutch	1/2
BT-2C(5/8)		137572	Clutch	5/8
BT-2C(3/4)		137573	Clutch	3/4
BT-2C(7/8)		137574	Clutch	7/8
BT-2C(1/4)NPT		137575	Clutch	1/4
BT-2C(3/8)NPT		137576	Clutch	3/8
BT-2C(1/2)NPT		137577	Clutch	1/2

Exhaust Hose Kits

Kit includes air supply hose and exhaust hose for reducing noise and redirect exhaust air.



Model No.	Order No.	Compatible With
AC1000-AEK	149942	AC1000
TRAEK1000	258354	AC1000
AC1050HD-AEK	165926	AC1050HD
AC1500-AEK	159116	AC1500
TRAEK1500	264192	AC1500
AC2000-AEK	169250	AC2000HD

FRL Unit

These accessories improve air tool performance and increase tool life. F.R.L. units should be mounted as close to the tool as possible for maximum efficiency. Lubricators have a ten position dial for precise management of oil flow.




Model No.	Order No.	Compatible With
TR300H	263620	All Tap-Rite Products

Magnetic Mounting Base

Ideal for applications where a stationary mount is not suitable. This allows the arm to be mobile and an excellent choice for flat magnetic surfaces & pipe applications.

- High carbon steels & cast iron will have considerably less holding power. Steel plate 1/2" thick will have approximately 30% less holding power compared to 1" thick
- Tapped holes for quick mounting of tool post & articulating arm



Note: Tool mounting post not included

Model No. TRML300

Order No. 263692

Compatible With AC1000

Weight lbs (kgs) 17.6 (8)

Dimensions in. (L x W x H) 7.3 x 8.3 x 3.8
Includes ON/OFF Lever

Holding Cap. Safety Factor 3x

Model No. TRML600

Order No. 263693

Compatible With AC1050HD & AC1500

Weight lbs (kgs) 48.5 (22)

Dimensions in. (L x W x H) 10.4 x 11.9 x 4.7
Includes ON/OFF Lever

Holding Cap. Safety Factor 3x

Vac-Pad Mounting Base

Vac-Pad mounted with a steel plate which accepts AC1000 & AC1050HD articulating arms, so that you can adhere to non-ferrous materials.

- Tapped holes for quick mounting of tool post & articulating arm



Note: Tool mounting post not included

Model No. TRD1045A

Order No. 121149

Compatible With AC1000 & AC1050HD

Surface Holding Power lbf (kgf) 761 (345)

Min. Air Supply 85 psi @ 2 CFM

Length in. (mm) 16 (400)

Height in. (mm) 4 (100)

Weight lbs (kgs) 5.3 (2.4)

Width in. (mm) 6 (153)

Heavy Duty Precision Mobile Tapping Table

Highly versatile mobile workstation ideal for tapping arm applications and other clamping and fixturing jobs.

- 10 position tap collet holder shelf
- 5/8" T-slots with fluid run-off trough and NPT drain hole
- Heavy Duty castors for easy movement with 4 jack feet for stability and leveling
- Heavy Duty welded steel cabinet with 1 middle and 1 bottom storage shelf
- Precision ground, heavy duty cast iron table



Model No. MT007

Order No. 170564

Length in. 33.1/2 + 6" Tap Collet Shelf

Height in. 33.1/2

Width in. 26.3/4

Note: Tapping Arm System Not Included.